

## Overview of Year Four

Lesson 1: To appreciate that Mary was told by an angel that she was to be the mother of Jesus.

Lesson 2: To appreciate that an angel appeared to Joseph to tell him he would be the one to care for Mary and Jesus.

Lesson 3: To appreciate the role of Mary as the mother of God.

Lesson 4: To appreciate the qualities and values that were part of the Holy Family of Nazareth.

Lesson 5: To appreciate that family is a gift from God.

Lesson 6: To appreciate how we can help at home.

# THE WONDER OF MY BEING

## YEAR FOUR

### LESSON 1


- Purpose** ■ To appreciate that Mary was told by an Angel that she was to be the mother of Jesus.
- Setting** ■ Music: Verse one of 'Mary Our Mother', Alive-O 4 page 314.
- Content** ■ Revise the 'Story of the Annunciation'.  
■ Brainstorm for words describing Mary's feelings when she was told the news.  
■ Discuss Worksheet (to be completed at home).
- Activity** ■ Take a piece of card and divide it into two. Draw a picture of the Annunciation on one side and a picture of the birth of Jesus on the other. Place these in your Sacred Space.
- Prayer** ■ Hail Mary (with gestures, Alive-O 4 page 146).
- At Home** ■ Pray the Hail Mary.  
■ Lesson 1 Worksheet.

## Lesson 1 Worksheet

### MARY'S SONG

I'm so full of joy,  
I could whistle and sing,  
for I've just been told  
a most wonderful thing.  
I'll soon have a baby,  
a baby, just think!  
A tiny wee fellow,  
all wrinkled and pink.  
To hold and to cuddle  
and if he should cry,  
to sing off to sleep,  
with a soft lullaby.

Words to describe how Mary felt when she heard the Angel's message.







# THE WONDER OF MY BEING

## YEAR FOUR

### LESSON 2

#### Purpose

- To appreciate that an Angel appeared to Joseph to tell him he would be the one to care for Mary and Jesus.

#### Setting

- Music: 'This is the Moment', Alive-O 3 page 160.

#### Content

- Discuss the following:

God was very pleased that Mary was going to be the mother of Jesus. God sent an Angel to Joseph to tell him to take great care of Mary and to love her very much. The Angel said "Joseph, Mary will give birth to a baby boy and you must call him Jesus. He is God's son and He will bring good news to everyone. God wants you to marry Mary and to look after Jesus".

#### Worksheets

Lesson 2:

- Joseph's Joy.
- Joseph Wonders.

#### Prayer

Saint Joseph,  
help me to appreciate the  
wonder of new life and new birth.  
Amen

#### At Home

- Lesson 2 Worksheet (Who is Joseph Dreaming About?).

#### Link

- PD&MU 'Living, Learning, Together' Unit 3.

## Lesson 2 Worksheet

### Joseph's Joy

- Underline the words which you think describe how Joseph felt when he heard the Angel's message.

amazed      surprised

upset      lazy

confused      happy      greedy

- Finish the poem by adding 5 more lines.

### Joseph's Joy

I'm so happy and glad

---

---

---

---

---

## Lesson 2 Worksheet

### Joseph Wonders

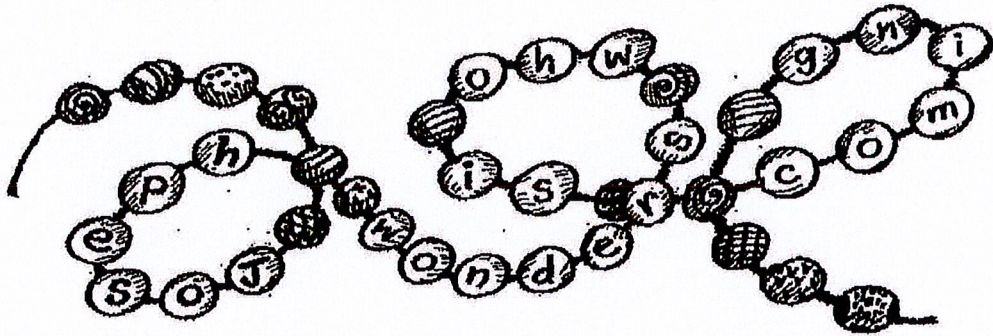




## Lesson 2 Worksheet

### Who is Joseph Dreaming About?

- Unscramble the message in the chain and fill it in the space below.



-----

-----

- Put the letters in their proper order.

S J E S U

-----

Parents:

#### PRAYER

Saint Joseph, help me to appreciate the wonder of new life and new birth. AMEN

# THE WONDER OF MY BEING

## YEAR FOUR

### LESSON 3

- Purpose** ■ To appreciate the role of Mary as the Mother of God.
- Setting** ■ Music: 'Mary Our Mother' (verse 3) Alive-O 4 page 314.
- Content** ■ Discuss and complete Lesson 3 Worksheet: Mary our Mother.  
■ Pray Hail Mary (with gestures). Draw attention to word 'womb' - special part of mum where the new baby grows.
- Worksheet** ■ Lesson 3 Worksheet (Mary Our Mother).
- Prayer** ■ Hail Mary (with gestures).
- At Home** ■ Pray Hail Mary (with gestures).

# Lesson 3 Worksheet

## MARY OUR MOTHER

- Fill in the blanks.
- Decorate the page.



Hail \_\_\_\_\_ full  
of \_\_\_\_\_ the  
\_\_\_\_\_ is with thee.  
\_\_\_\_\_ art  
thou among \_\_\_\_\_  
and \_\_\_\_\_  
is the fruit of thy  
\_\_\_\_\_ Jesus.

Mary blessed  
womb grace women  
blessed Lord

# THE WONDER OF MY BEING

## YEAR FOUR

### LESSON 4

- |          |   |
|----------|---|
| Purpose  | ■ To appreciate the qualities and values that were part of the Holy Family of Nazareth.                                       |
| Setting  | ■ Music: 'They Care for Me', Alive-O 2 page 82.   |
| Content  | ■ Discuss the Holy Family of Nazareth - Alive-O 4 page 4/5 'Digging Deeper'.<br>■ Poem 'Jesus Growing Up', Alive-O 4 page 13. |
| Activity | ■ Draw a scene of the life of Jesus when he was a boy.  |
| Prayer   | ■ Hail Mary (with gestures).  |
| At Home  | ■ Bring in a picture/statue of the Holy Family and place in the Sacred Space.   |



# THE WONDER OF MY BEING YEAR FOUR


## LESSON

5


- |           |  |
|-----------|--|
| Purpose   | ■ To appreciate that family is a gift from God.                            |
| Setting   | ■ Music: "Connected", Alive-O 4 page 14.                                   |
| Content   | ■ In pairs talk about your family: celebrating, sharing, showing love etc. |
| Worksheet | ■ Lesson 7 Worksheet (My Family), to be put on wall display.               |
| Prayer    | ■ Invite children to write their own family prayers.                       |
| At Home   | ■ Pray the prayer you have written.<br>■ Pray 'Night Prayer'.              |
| Links     | ■ PD&MU 'Living, Learning, Together' Units 1, 4 & 5.                       |

# Lesson 5 Worksheet

My Family (draw a picture)



A Prayer for My Family



## LESSON 6

**Purpose:** To appreciate how we can help at home

**Setting:** Prayer: 'Night Prayer'.

**Content:** Discuss the different ways you help at home.

**Worksheet:** Lesson 6 Worksheet.

**Prayer:** God our Father I come to say,  
thank you for your love today.  
Thank you for my family,  
and all the friends you give to me.  
Guard me in the dark of night,  
and in the morning send your light.  
Amen

**At Home:** Do one thing to help someone in your family.

**Links:** PD&MU Living, Learning, Together' Units 4, 5 & 7.



Lesson 6 Worksheet

Draw a picture of you helping at home.

I help at home by

---

---

---

Parents:

Night Prayer

God our Father I come to say,  
thank you for your love today.  
Thank you for my family,  
and all the friends you give to me.  
Guard me in the dark of night,  
and in the morning send your light.

AMEN